







# Davis Elementary School

Vernal, UT  
February 09, 2009































## Signal Analysis Legend

-  Exemplary
-  Superior
-  Typical
-  Opportunity to Improve

# Status Report

The table presented below summarizes global domains by audience; the second page of this report is a breakdown for each domain by item; the third is a disaggregation by item for home language, family mobility, student gender, and student ethnicity; and the last page summarizes demographic data, school priorities, and neighborhood risk.

Indicators of School Quality	Parent	Teacher	Student	Staff
Parent Support				
Teacher Excellence				
Student Commitment				
School Leadership				
Instructional Quality				
Resource Management				
School Safety				

<b>Indicators of School Quality</b>	Parent	Teacher	Student	Staff
Status Report				
<b>Parent Support</b>				
Parents support their child's education				
Parents know what happens at school				
Enough parents participate at parent/teacher conferences				
Parents support extracurricular activities				
<b>Teacher Excellence</b>				
Teachers are knowledgeable about the subjects they teach				
Teachers care about students as individuals				
Teachers promote good behavior in their classrooms				
Teachers are well organized				
Teachers enjoy teaching				
<b>Student Commitment</b>				
Students are well behaved				
Enough students participate in extracurricular activities				
Students enjoy learning				
Students have pride in their school				
<b>School Leadership</b>				
Administration is accessible to parents, students, and staff				
Administration promotes quality education				
Administration is well organized				
Administration promotes good behavior at the school				
Administration has high expectations for all students				
<b>Instructional Quality</b>				
This school prepares students for adult life				
This school provides a quality education				
Instruction at this school is innovative				
Instruction at this school challenges students				
<b>Resource Management</b>				
Staff has access to enough ongoing training				
Counselors are accessible to students				
Students have adequate computer access				
The school has quality textbooks and instructional materials				
Students have enough extracurricular opportunities				
<b>School Safety</b>				
Students and staff feel safe at school				
Students feel safe traveling to and from school				
The school is clean and in good repair				
The school grounds and hallways are well supervised				

<b>Indicators of School Quality</b>	Parent	Parent	Student	Student
Disaggregated Data	English Yes/No	Moved Yes/No	Boy / Girl	White Yes/No
<b>Parent Support</b>				
Parents support their child's education	●●	●●	●●	●●
Parents know what happens at school	●●	●●	●●	●●
Enough parents participate at parent/teacher conferences	●●	●●		
Parents support extracurricular activities	●●	●●		
<b>Teacher Excellence</b>				
Teachers are knowledgeable about the subjects they teach	●●	●●		
Teachers care about students as individuals	●●	●●	●●	●●
Teachers promote good behavior in their classrooms	●●	●●		
Teachers are well organized	●●	●●		
Teachers enjoy teaching	●●	●●	●●	●●
<b>Student Commitment</b>				
Students are well behaved	●●	●●	●●	●●
Enough students participate in extracurricular activities	●●	●●		
Students enjoy learning	●●	●●	●●	●●
Students have pride in their school	●●	●●		
<b>School Leadership</b>				
Administration is accessible to parents, students, and staff	●●	●●	●●	●●
Administration promotes quality education	●●	●●		
Administration is well organized	●●	●●		
Administration promotes good behavior at the school	●●	●●	●●	●●
Administration has high expectations for all students	●●	●●		
<b>Instructional Quality</b>				
This school prepares students for adult life	●●	●●		
This school provides a quality education	●●	●●	●●	●●
Instruction at this school is innovative	●●	●●		
Instruction at this school challenges students	●●	●●	●●	●●
<b>Resource Management</b>				
Staff has access to enough ongoing training				
Counselors are accessible to students	●●	●●		
Students have adequate computer access	●●	●●	●●	●●
The school has quality textbooks and instructional materials	●●	●●	●●	●●
Students have enough extracurricular opportunities	●●	●●		
<b>School Safety</b>				
Students and staff feel safe at school	●●	●●	●●	●●
Students feel safe traveling to and from school	●●	●●	●●	●●
The school is clean and in good repair	●●	●●		
The school grounds and hallways are well supervised	●●	●●		

## Indicators of School Quality: Demographics, Risk, and School Priorities

Demographics	Parent	Teacher	Student	Staff
Number of Respondents & Adequacy of Samples <span style="display: inline-block; width: 15px; height: 10px; background-color: #90EE90; border: 1px solid black; margin-right: 5px;"></span> - Good <span style="display: inline-block; width: 15px; height: 10px; background-color: #FFD700; border: 1px solid black; margin-right: 5px;"></span> - Fair <span style="display: inline-block; width: 15px; height: 10px; background-color: #FFB6C1; border: 1px solid black;"></span> - Poor	139	18	234	12
Grades (%)				
Kindergarten	26	41		
1st Grade	35	29		
2nd Grade	18	24	29	
3rd Grade	22	24	23	
4th Grade	31	41	27	
5th Grade	18	18	21	
Child Ethnicity (%)				
African American	3		5	
American Indian	2		8	
Asian/Pacific Islander	1		0	
Hispanic	10		4	
White (Caucasian)	92		82	
Other Ethnicity	1		6	
Child Gender (% Male)			48	
Neighborhood Risk (%)	Overall Neighborhood Risk is Low			
Economic Status	80	All numbers are percentages. Item content can be determined by looking at the returned surveys. Percentages at or above 80 indicate the presence of factors that support higher academic achievement scores for the school. Percentages below 80 indicate risk and are highlighted in red.		
Community Affiliation	60			
Family Bonding	81			
Neighborhood Stability	79			
Academic Status	90			
Home Language	96			
Peer Associations	99			
School Priorities (ranked by %)	Parent	Teacher	These numbers represent the percent of parents believing that school function is one of the most important attributes of a quality school, or the percent of teachers believing that school function is something this school does best. Rank is average of both.	
1 - Focus on academic achievement	77	94		
2 - Provide a safe environment	72	38		
3 - Promote good citizenship	31	50		
4 - Treat all students with respect	43	38		
5 - Accommodate individual differences	26	44		
6 - Involve families meaningfully	21	19		
7 - Provide breadth in learning experiences	26	13		
8 - Develop community involvement	3	0		